




## screw terminal block 1 level feed-through, 2.5 mm<sup>2</sup>, beige



<b>Series</b>	CBD
<b>Code</b>	CB110
<b>Type</b>	CBD.2
<b>HS code</b>	85369010
<b>Colour</b>	Beige
<b>TECHNICAL FEATURES</b>	
<b>Function/Type</b>	Feed-through
<b>Rated cross-section</b>	2.5 mm <sup>2</sup>
<b>Connecting capacity</b>	
<b>Flexible wire</b>	0.5-4 mm <sup>2</sup>
<b>Rigid wire</b>	0.5-4 mm <sup>2</sup>
<b>Wire with ferrule - ferrule type</b>	2.5 mm <sup>2</sup> - WP25/14
<b>Electrical characteristics according to IEC EN standard</b>	
<b>Maximum voltage AC/DC</b>	690 V
<b>Maximum current (rated cross-section)</b>	24 A
<b>Caliber</b>	A3
<b>Electrical characteristics according to UL Standard</b>	
<b>Maximum voltage AC/DC</b>	600 V
<b>Maximum current (rated cross-section)</b>	20 A / 25 A
<b>Section (min-max)</b>	20-12 (AWG)
<b>Tightening torque value (UL)</b>	0.6 lb.in
<b>Electrical characteristics according to ATEX directive and IEC Ex standard</b>	
<b>Maximum voltage AC/DC</b>	400 / 630 V
<b>Maximum current (rated cross-section)</b>	24 A
<b>Operating temperature Min/Max</b>	-40 °C / +110 °C
<b>Rated impulse withstand voltage / pollution degree</b>	8 kV / 3
<b>Insulation stripping length</b>	13 mm
<b>Tightening torque value (nom. / max.)</b>	0.4 / 0.8 Nm
<b>Width (pitch)</b>	5.5 mm
<b>Length</b>	40.5 mm
<b>Height mounted on TH35-7.5/TH35-15/G32</b>	47 / 55 / 51 mm
<b>Insulation material temperature index (EN 60216-1)</b>	130 °C
<b>Plastic material</b>	Polyamide UL94V-0
<b>ACCESSORIES</b>	
<b>End section</b>	
<b>Grey</b>	-
<b>Blue</b>	CB2/PT (Ex)i (cod. CBX13)
<b>Beige</b>	CB2/PT (cod. CB111)
<b>Thickness</b>	1.5 mm
<b>Cross-connection</b>	
<b>Model A)</b>	PM/20/... (cod. PM2...)
<b>Model B)</b>	-
<b>Rated current carrying capacity IEC/ATEX</b>	24 A / 24 A
<b>Switchable cross-connection</b>	POS/11 (cod. POS11)
<b>Multiple cross-connection bar</b>	PMP/01/45 (cod. PMP01) 45 poles
<b>Shunting screw and sleeve (Standard / Exe)</b>	CPM/21 (cod. CPM21) - CPX/21 (cod. CPX21)
<b>Protection cover</b>	PRP/6 (cod. PRP06)
<b>Coloured partition plate</b>	DFU/1/R (cod. DU01R)
<b>Cross-connection barrier</b>	DFM/600 (cod. DF600)
<b>Test plug socket</b>	SDD/1 (cod. DD001) - PSD/D (cod. PD004)
<b>Modular test plug</b>	SDD/5 (cod. DD005)
<b>End section for modular test plug</b>	SD5/PT (cod. DD501)
<b>Shielding bar</b>	CBD/SH (cod. CB009) (1)
<b>Marking</b>	
<b>Single marking tag</b>	CNU/8/51 (cod. NU0851S) - CNU/10/61 (cod. NU1061S)
<b>Single marking tag for pitch insertion</b>	-
<b>Warning plate</b>	TQM/02 on 4 (cod. TQM02)
<b>End bracket</b>	
<b>TH35 screw type</b>	BT/3 (cod. BT003)
<b>TH35 snap-fit type</b>	BTO (cod. BT007)
<b>TH35 and G32 snap-fit type</b>	BTU (cod. BT005)
<b>Mounting rail</b>	
<b>IEC 60715/TH35</b>	PR/3/...
<b>IEC 60715/G32</b>	PR/DIN/...
<b>APPROVALS AND MARKINGS</b>	



1 For more details on accessories, refer to the relevant chapters2 (1) With the shield connection bar, for grounding, the insulation voltage is reduced to 200V

## DESCRIZIONE DEL PRODOTTO

screw terminal block 1 level feed-through, 2.5 mm<sup>2</sup>, beige