









screw terminal block 1 level feed-through, 10 mm², beige



Series	CBD
Code	CB440
Type	CBD.10
HS code	85369010
Colour	Beige
TECHNICAL FEATURES	
Function/Type	Feed-through
Rated cross-section	10 mm ²
Connecting capacity	
Flexible wire	0.5-16 mm ²
Rigid wire	0.5-16 mm ²
Wire with ferrule - ferrule type	10 mm ² – WP100/21
Electrical characteristics according to IEC EN standard	
Maximum voltage AC/DC	1000 V
Maximum current (rated cross-section)	57 A
Caliber	B6
Electrical characteristics according to UL Standard	
Maximum voltage AC/DC	600 V
Maximum current (rated cross-section)	60 A
Section (min-max)	20-6 (AWG)
Tightening torque value (UL)	1.5 lb.in
Electrical characteristics according to ATEX directive and IEC Ex standard	
Maximum voltage AC/DC	500 / 630 V
Maximum current (rated cross-section)	57 A
Operating temperature Min/Max	-40 °C / +110 °C
Rated impulse withstand voltage / pollution degree	12 kV / 3
Insulation stripping length	14 mm
Tightening torque value (nom. / max.)	1.2 / 1.9 Nm
Width (pitch)	10 mm
Length	44 mm
Height mounted on TH35-7.5/TH35-15/G32	55 / 63 / 59 mm
Insulation material temperature index (EN 60216-1)	130 °C
Plastic material	Polyamide UL94V-0
ACCESSORIES	
End section	
Grey	–
Blue	CB10/PT (Ex)i (cod. CBX44)
Beige	CB10/PT (cod. CB431)
Thickness	1.5 mm
Cross-connection	
Model A)	PM/10/... (cod. PM10...)
Model B)	–
Rated current carrying capacity IEC/ATEX	57 A / 57 A
Switchable cross-connection	POS/44 (cod. POS44)
Multiple cross-connection bar	PMP/04/25 (cod.PMP04) 25 poles
Shunting screw and sleeve (Standard / Exe)	CPM/03 (cod. CPM03) – CPX/03 (cod. CPX03)
Protection cover	PRP/7 (cod. PRP07)
Coloured partition plate	DFU/4/R (cod. DU04R)
Cross-connection barrier	DFM/700 (cod. DF700)
Test plug socket	SDD/2 (cod. DD002) – PSD/B (cod. PD002)
Modular test plug	–
End section for modular test plug	–
Shielding bar	CBD/SH (cod. CB009) (1)
Marking	
Single marking tag	CNU/8/51 (cod. NU0851S) – CNU/10/61 (cod. NU1061S)
Single marking tag for pitch insertion	–
Warning plate	TTM/04 on 3 (cod. TTM04) – TQM/04 on 4 (cod. TQM04)
End bracket	
TH35 screw type	BT/3 (cod. BT003)
TH35 snap-fit type	BTO (cod. BT007)
TH35 and G32 snap-fit type	BTU (cod. BT005)
Mounting rail	
IEC 60715/TH35	PR/3/...
IEC 60715/G32	PR/DIN/...
APPROVALS AND MARKINGS	     



1 For more details on accessories, refer to the relevant chapters2 (1) With the shield connection bar, for grounding, the insulation voltage is reduced to 200V

DESCRIZIONE DEL PRODOTTO

screw terminal block 1 level feed-through, 10 mm², beige