

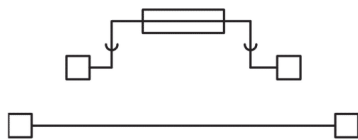


screw terminal block 1 level fuse-holder, 4 mm², beige

Series	DSF
Code	DA200
Type	DSF.4
HS code	85369010
Colour	Beige
TECHNICAL FEATURES	
Function/Type	2 levels (fuse-holder + feed-through)
Rated cross-section	4 mm ²
Connecting capacity	
Flexible wire	0.2-6 mm ²
Rigid wire	0.2-6 mm ²
Wire with ferrule - ferrule type	4 mm ² - WP40/16
Electrical characteristics according to IEC EN standard	
Maximum voltage AC/DC	800 V
Maximum current (rated cross-section)	6.3 (10 A con CO/5) / 32 A (1)
Caliber	A4
Electrical characteristics according to UL Standard	
Electrical characteristics according to ATEX directive and IEC Ex standard	
Rated impulse withstand voltage / pollution degree	8 kV / 3
Insulation stripping length	9 mm
Tightening torque value (nom. / max.)	0.5 / 1.2 Nm
Width (pitch)	8 mm
Length	79.5 mm
Height mounted on TH35-7.5/TH35-15/G32	69 / 77 / - mm
Insulation material temperature index (EN 60216-1)	130 °C
Plastic material	Polyamide UL94V-0
ACCESSORIES	
End section	
Grey	DSF.4/PT/GR (cod. DS401GR)
Blue	-
Beige	DSF.4/PT (cod. DS401)
Thickness	1.5 mm
Cross-connection	
Model A)	-
Model B)	-
Rated current carrying capacity IEC/ATEX	-
Cross-connection identification strip	-
Maximum voltage AC/DC	600 V
Maximum current (rated cross-section)	6.3-20 A
Coloured partition plate	DFU/7/R (cod. DU07R)
Section (min-max)	26-12 (AWG)
Cross-connection barrier	-
Tightening torque value (UL)	4.4 lb.in
Test plug socket	-
Test plug	-
Marking	
Snap-on numbering strip	CNU/8/51 (cod. NU0851S) - CNU/10/61 (cod. NU1061S)
Single marking tag	-
Fuse type	5x20 mm (1)
Conductive element	CO/5 (cod. VL103)
Light alarm circuit (12...48 V)	-
Light alarm circuit (110...230 V)	CIL/115-230 (cod. SF510)
End bracket	
TH35 screw type	BT/3 (cod. BT003)
TH35 snap-fit type	BTO (cod. BT007)
TH35 and G32 snap-fit type	BTU (cod. BT005)
Mounting rail	
IEC 60715/TH35	PR/3/...
IEC 60715/G32	-
APPROVALS AND MARKINGS	
	



* Suitable for 5x20 mm fuses* Accessory with alarm LED, available separately* Suitable for optional cartridge with 1 A or 3 A diode
1 For more details on accessories, refer to the relevant chapters2 (1) 6.3 A with fuse or 10 A with CO/5 on upper level / 32 A on lower level

DESCRIZIONE DEL PRODOTTO

screw terminal block 1 level fuse-holder, 4 mm², beige