




push-in terminal block 1 level feed-through, 6mm², blue



Series	EFC
Code	EFC610BL
Type	EFC.6/1+2/BL
HS code	85369010
Colour	Blue
TECHNICAL FEATURES	
Function/Type	Feed-through
Rated cross-section	6 mm ²
Connecting capacity	
Flexible wire	0.2-10 mm ²
Rigid wire	0.2-10 mm ²
Wire with ferrule - ferrule type	6 mm ² – WP60/20
Electrical characteristics according to IEC EN standard	
Maximum voltage AC/DC	1000 V
Maximum current (rated cross-section)	41 A
Caliber	A5
Electrical characteristics according to UL Standard	
Maximum voltage AC/DC	600 V
Maximum current (rated cross-section)	41 A
Section (min-max)	24-8 (AWG)
Electrical characteristics according to ATEX directive and IEC Ex standard	
Maximum voltage AC/DC	550 V
Maximum current (rated cross-section)	35 A
Operating temperature Min/Max	-40 °C / +110 °C
Rated impulse withstand voltage / pollution degree	8 kV / 3
Insulation stripping length	12 mm
Width (pitch)	8.2 mm
Length	78.3 mm
Height mounted on TH35-7.5/TH35-15/G32	39.2 / 46.7 / – mm
Insulation material temperature index (EN 60216-1)	130 °C
Plastic material	Polyamide UL94V-0
ACCESSORIES	
End section	
Grey	FC.6/1+2/PT/GR (cod. EFC611GR)
Blue	EFC.6/1+2/PT/BL (cod. EFC611BL)
Thickness	1.5 mm
Cross-connection	EFB.6/.../... (cod. EFB06)
Rated current carrying capacity IEC/ATEX	41 A / 35 A
Coloured partition plate	DFE.1+2/R (cod. DFE02R)
Marking	
Adhesive numbering strip	TMM102105AW (cod. TMM102105AW)
Snap-on numbering strip	TMM102105W (cod. TMM102105W)
Single marking tag	CNU/8/51 (cod. NU0851S), CNU/10/51 (cod. NU1051S)
Single marking tag for pitch insertion	–
End bracket	
TH35 screw type	BT/3 (cod. BT003)
TH35 snap-fit type	BTO (cod. BT007)
TH35 and G32 snap-fit type	BTU (cod. BT005)
DIN rail according to IEC 60715/TH35	PR/3/..
APPROVALS AND MARKINGS	 



* Reduced wiring time* Wire release push button
1 For more details on accessories, refer to the relevant chapters

DESCRIZIONE DEL PRODOTTO

push-in terminal block 1 level feed-through, 6mm², blue