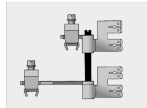
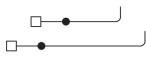



## Screw

terminal block with flat connection, 2-levels, grey color

<b>Series</b>	FVS
<b>Code</b>	FV100GR
<b>Type</b>	FVS.4/GR
<b>HS code</b>	85369010
<b>Colour</b>	grey
<b>TECHNICAL FEATURES</b>	
<b>Function/Type</b>	2 levels with solder terminal
<b>Rated cross-section</b>	4 mm <sup>2</sup>
<b>Connecting capacity</b>	
<b>Flexible wire</b>	0.2-6 mm <sup>2</sup>
<b>Rigid wire</b>	0.2-6 mm <sup>2</sup>
<b>Wire with ferrule - ferrule type</b>	4 mm <sup>2</sup> – WP40/16
<b>Electrical characteristics according to IEC EN standard</b>	
<b>Maximum voltage AC/DC</b>	320 V
<b>Maximum current (rated cross-section)</b>	20 A
<b>Caliber</b>	A4
<b>Electrical characteristics according to UL Standard</b>	
<b>Maximum voltage AC/DC</b>	600 V
<b>Maximum current (rated cross-section)</b>	20 A
<b>Section (min-max)</b>	20-10 (AWG)
<b>Tightening torque value (UL)</b>	8.9 lb.in
<b>Electrical characteristics according to ATEX directive and IEC Ex standard</b>	
<b>Maximum voltage AC/DC</b>	–
<b>Maximum current (rated cross-section)</b>	–
<b>Rated impulse withstand voltage / pollution degree</b>	6 kV / 3
<b>Insulation stripping length</b>	12 mm
<b>Tightening torque value (nom. / max.)</b>	0.5 / 1.2 Nm
<b>Width (pitch)</b>	6.5 mm
<b>Length</b>	64 mm
<b>Height mounted on TH35-7.5/TH35-15/G32</b>	69 / 77 / 73 mm
<b>Insulation material temperature index (EN 60216-1)</b>	130 °C
<b>Plastic material</b>	Polyamide UL94V-0
<b>ACCESSORIES</b>	
<b>End section</b>	
<b>Grey</b>	FVS/PT/GR (cod. FV101GR)
<b>Blue</b>	–
<b>Beige</b>	FVS/PT (cod. FV101)
<b>Thickness</b>	1.5 mm
<b>Cross-connection</b>	
<b>Model A)</b>	PM/41/2 (cod. PM412)
<b>Model B)</b>	–
<b>Rated current carrying capacity IEC/ATEX</b>	32 / – A
<b>Cross-connection identification strip</b>	–
<b>Internal removable cross-connection</b>	FVS/VCI (cod. FV107) – FVS/VCE (cod. FV108)
<b>Switchable cross-connection</b>	POS/72 (cod. POS72)
<b>Multiple cross-connection bar</b>	PMP/42 (cod. PMP42)
<b>Shunting screw and sleeve (Standard / Exe)</b>	CPM/01 (cod. CPM01) – CPX/01 (cod. CPX01)
<b>Protection cover</b>	PRP/6 (cod. PRP06)
<b>Coloured partition plate</b>	DFU/6/R (cod. DU06R)
<b>Cross-connection barrier</b>	–
<b>Test plug socket</b>	SDD/1 (cod. DD001) – PSD/A (cod. PD001)
<b>Modular test plug</b>	–
<b>End section for modular test plug</b>	–
<b>Marking</b>	
<b>Single marking tag</b>	CNU/8/51 (cod. NU0851S), CNU/10/51 (cod. NU1051S)
<b>Single marking tag for pitch insertion</b>	CNU/8/61 (cod. NU0861S), CNU/10/61 (cod. NU1061S)
<b>End bracket</b>	
<b>TH35 screw type</b>	BT/3 (cod. BT003)
<b>TH35 snap-fit type</b>	BTO (cod. BT007)
<b>TH35 and G32 snap-fit type</b>	BTU (cod. BT005)
<b>Mounting rail</b>	
<b>IEC 60715/TH35</b>	PR/3/...
<b>IEC 60715/G32</b>	PR/DIN/...
<b>APPROVALS AND MARKINGS</b>	



VCI  
parallelo interno



1 For more details on accessories, refer to the relevant chapters

## DESCRIZIONE DEL PRODOTTO

FVS.4/GR Screw terminal block with flat connection, 2-levels, grey color