








High current terminal screw/bolt connection, 150 mm², beige

Series	GPM
Code	GP510
Type	GPM.150/BC/FIX
Colour	Beige
HS code	85369010
TECHNICAL FEATURES	
Function/Type	Feed-through
Rated cross-section	150 mm ²
Connecting capacity	
Flexible wire	50-150 mm ²
Rigid wire	35-185 mm ²
Wire with ferrule - ferrule type	32 mm – M10 (1)
Electrical characteristics according to IEC EN standard	
Maximum voltage AC/DC	1000 V
Maximum current (rated cross-section)	309 A
Caliber	B14
Electrical characteristics according to ATEX directive and IEC Ex standard	
Maximum voltage AC/DC	1000 V
Maximum current (rated cross-section)	309 A
Operating temperature Min/Max	-40 °C / +80 °C
ensione impulsiva nom. / grado di inquinamento	12 kV / 3
Insulation stripping length	35 mm
Tightening torque value (nom. / max.)	10 / 15 Nm
Widht (pitch)	42 mm
Length	-
Height mounted on TH35-7.5/TH35-15/G32	
Height for panel mounting	129 mm
Lenght mounted on panel	187 mm
Fixing distance between center	158 mm
Insulation material temperature index (EN 60216-1)	130 °C
Plastic material	Polyamide UL94V-0
ACCESSORIES	
Cross-connection	
Model A)	PFX/150/... (cod. PX15...)
Rated current carrying capacity IEC/ATEX	309 A / 309 A
Marking	
Single marking tag	CNU/8/51 (cod. NU0851S) – CNU/10/61 (cod. NU1061S)
End bracket	
TH35 screw type	BT/3 (cod. BT003)
TH35 snap-fit type	BTO (cod. BT007)
TH35 and G32 snap-fit type	BTU (cod. BT005)
Mounting rail	
IEC 60715/TH35	PR/3/...
IEC 60715/G32	PR/DIN/...
APPROVALS AND MARKINGS	     



* Panel mount version - M6 screws (recommended with screwdriver and washer slot)* Parallel cross connection available
1 For more details on accessories, refer to the relevant chapters2 (1) Larghezza barra / diametro bullone

DESCRIZIONE DEL PRODOTTO

High current terminal screw/bolt connection, 150 mm², beige