








Stack of PTC jumper with 0.75mm barrier, 0.6mm/1.0mm barrier with and without PTC for protection cover.



Stack with 3.00 mm female connectors inserted on the back side and TH35 snap-fit cover (stack).

## Sping-clamp terminal block 1.5mm<sup>2</sup>, 2-levels, blue color, for pluggable connector

<b>Series</b>	HCD
<b>Code</b>	HC210
<b>Type</b>	HCD.1 (Ex)i
<b>HS code</b>	85369010
<b>Colour</b>	blue
<b>TECHNICAL FEATURES</b>	
<b>Function/Type</b>	2 levels for connector
<b>Rated cross-section</b>	1.5 mm <sup>2</sup>
<b>Connecting capacity</b>	
<b>Flexible wire</b>	0.2-2.5 mm <sup>2</sup>
<b>Rigid wire</b>	0.2-2.5 mm <sup>2</sup>
<b>Wire with ferrule - ferrule type</b>	1.5 mm <sup>2</sup> – WP15/14
<b>Electrical characteristics according to IEC EN standard</b>	
<b>Maximum voltage AC/DC</b>	320 V
<b>Maximum current (rated cross-section)</b>	12 A
<b>Caliber</b>	B2
<b>Electrical characteristics according to UL Standard</b>	
<b>Maximum voltage AC/DC</b>	300 V
<b>Maximum current (rated cross-section)</b>	12 A
<b>Section (min-max)</b>	26-14 (AWG)
<b>Electrical characteristics according to ATEX directive and IEC Ex standard</b>	
<b>Maximum voltage AC/DC</b>	–
<b>Maximum current (rated cross-section)</b>	–
<b>Operating temperature Min/Max</b>	–
<b>Rated impulse withstand voltage / pollution degree</b>	4 kV / 3
<b>Insulation stripping length</b>	10 mm
<b>Width (pitch)</b>	5.08 mm
<b>Length</b>	72 mm
<b>Height mounted on TH35-7.5/TH35-15/G32</b>	59 / 67 / – mm
<b>Insulation material temperature index (EN 60216-1)</b>	130 °C
<b>Plastic material</b>	Polyamide UL94V-0
<b>ACCESSORIES</b>	
<b>End section</b>	
<b>Grey</b>	HCD.1/PT/GR (cod. HC201GR)
<b>Blue</b>	HCD.1/PT(Ex)i (cod. HC211)
<b>Thickness</b>	3 mm
<b>Cross-connection</b>	
<b>Model A)</b>	PTC/2/... (cod. PTC02...)
<b>Model B)</b>	–
<b>Rated current carrying capacity IEC/ATEX</b>	24 A
<b>Cross-connection identification strip</b>	–
<b>Protection cover</b>	VPC/VT (cod. VP102)
<b>Coloured partition plate</b>	DFU/7/R (cod. DU07R)
<b>Cross-connection barrier</b>	DFM/500 (cod. DF500)
<b>Test plug</b>	–
<b>Modular test plug</b>	–
<b>End section for modular test plug</b>	–
<b>Marking</b>	
<b>Single marking tag</b>	CNU/8/51 (cod. NU0851S) – CNU/10/51 (cod. NU1051S)
<b>Single marking tag for pitch insertion</b>	–
<b>End bracket</b>	
<b>TH35 screw type</b>	BT/3 (cod. BT003)
<b>TH35 snap-fit type</b>	BTO (cod. BT007)
<b>DIN rail according to IEC 60715/TH35</b>	PR/3/..
<b>APPROVALS AND MARKINGS</b>	   



\* Suitable for pluggable connectors, 5.08 mm pitch on 2 levels  
1 For more details on accessories, refer to the relevant chapters

## DESCRIZIONE DEL PRODOTTO

HCD.1(EX)I Sping-clamp terminal block 1.5mm2, 2-levels,  
blue color, for pluggable connector