







spring clamp terminal block 1 level earth connection 2.5 mm²

Series	HTE
Code	HT520
Type	HTE.2/2+2
HS code	85369010
Colour	Yellow-green
TECHNICAL FEATURES	
Function/Type	Earth terminal blocks
Rated cross-section	2.5 mm ²
Connecting capacity	
Flexible wire	0.2-4 mm ²
Rigid wire	0.2-4 mm ²
Wire with ferrule - ferrule type	2.5 mm ² - WP25/14
Electrical characteristics according to IEC EN standard	
Maximum current (rated cross-section)	-
Caliber	A3
Electrical characteristics according to UL Standard	
Maximum voltage AC/DC	600 V
Maximum current (rated cross-section)	-
Section (min-max)	24-12 (AWG)
Electrical characteristics according to ATEX directive and IEC Ex standard	
Maximum voltage AC/DC	500 V
Operating temperature Min/Max	-40 °C / +80 °C
Insulation stripping length	10 mm
Width (pitch)	5.2 mm
Length	82 mm
Height mounted on TH35-7.5/TH35-15/G32	41 / 49 / - mm
Insulation material temperature index (EN 60216-1)	130 °C
Plastic material	Polyamide UL94V-0
ACCESSORIES	
End section	
Grey	HMT.2/2+2/PT/GR (cod. HM521GR)
Blue	-
Thickness	1.5 mm
Cross-connection	
Cross-connection identification strip	PTC/SP (cod. PTC0990)
Coloured partition plate	DFH/3/R (cod. DH03R)
Cross-connection barrier	-
Test plug	SDD/1 (cod. DD001)
Modular test plug	-
End section for modular test plug	-
Marking	
Single marking tag	CNU/8/51 (cod. NU0851S)
Single marking tag for pitch insertion	CNU/8/51 (cod. NU0851S)
End bracket	
TH35 screw type	BT/3 (cod. BT003)
TH35 snap-fit type	BTO (cod. BT007)
TH35 and G32 snap-fit type	BTU (cod. BT005)
DIN rail according to IEC 60715/TH35	PR/3/..
APPROVALS AND MARKINGS	
    	



1 For more details on accessories, refer to the relevant chapters

DESCRIZIONE DEL PRODOTTO

spring clamp terminal block 1 level earth connection 2.5 mm²