





screw terminal block 1 level fuse-holder, 4 mm², beige




MPFA.4 - detail of the terminal blocks with numbering CNU/8 and CNU/8/51, "blade" fuse seen from the PTC/4 cross connection and seen from the PTC cross connection. The terminal block can be supplied already including a non-polarised LED warning circuit, to warn if the fuse breaks. Two versions are available, depending on the different power supply voltages.



MPFA.4 - detail of the terminal blocks with numbering CNU/8 and CNU/8/51, "blade" fuse seen from the PTC/4 cross connection and seen from the PTC cross connection. The terminal block can be supplied already including a non-polarised LED warning circuit, to warn if the fuse breaks. Two versions are available, depending on the different power supply voltages.

Series	MPFA-DSFA
Code	MF112
Type	MPFA.4/L12
HS code	85369010
Colour	Beige
TECHNICAL FEATURES	
Function/Type	Fuse-holder "blade" type
Rated cross-section	4 mm ²
Connecting capacity	
Flexible wire	0.2-6 mm ²
Rigid wire	0.2-6 mm ²
Wire with ferrule - ferrule type	4 mm ² - WP40/16
Electrical characteristics according to IEC EN standard	
Maximum voltage AC/DC	400 V
Maximum current (rated cross-section)	10 A (1)
Caliber	A4
Electrical characteristics according to UL Standard	
Maximum voltage AC/DC	600 V
Maximum current (rated cross-section)	6.3 A
Section (min-max)	26-10 (AWG)
Tightening torque value (UL)	4.4 lb.in
Electrical characteristics according to ATEX directive and IEC Ex standard	
Rated impulse withstand voltage / pollution degree	6 kV / 3
Insulation stripping length	9 mm
Tightening torque value (nom. / max.)	0.5 / 1.2 Nm
Width (pitch)	6 mm
Length	47 mm
Height mounted on TH35-7.5/TH35-15/G32	47 / 55 / 51 mm
Insulation material temperature index (EN 60216-1)	130 °C
Plastic material	Polyamide UL94V-0
ACCESSORIES	
End section	
Grey	MPS.4/PT/GR (cod. MP901GR)
Blue	-
Beige	MPS.4/PT (cod. MP901)
Thickness	1.5 mm
Cross-connection	
Model A)	PTC/4/... (cod. PTC04...)
Model B)	-
Rated current carrying capacity IEC/ATEX	32 A
Cross-connection identification strip	-
Coloured partition plate	DFU/3/R (cod. DU03R)
Cross-connection barrier	DFM/500 (cod. DF500)
Test plug socket	-
Test plug	-
Marking	
Snap-on numbering strip	CNU/8/51 (cod. NU0851S) - CNU/10/61 (cod. NU1061S)
Single marking tag	-
Fuse type	6.3×32 mm (1)
Conductive element	CO/6 (cod. CO06)
Light alarm circuit (12...48 V)	-
Light alarm circuit (110...230 V)	-
End bracket	
TH35 screw type	BT/3 (cod. BT003)
TH35 snap-fit type	BTO (cod. BT007)
TH35 and G32 snap-fit type	BTU (cod. BT005)
Mounting rail	
IEC 60715/TH35	PR/3/...
IEC 60715/G32	-
APPROVALS AND MARKINGS	 



* Suitable for "blade" fuses (DIN 72581/3F - ISO 8820) or 5x20 mm with CPF05 accessory* Alarm LED circuit already mounted 12V* The blade fuse can be replaced by 5x20 mm fuses or electronic components, thanks to the accessory CPF05 (for details see the accessories chapter)* Fuse and cartridge accessory, are available separately
1 For more details on accessories, refer to the relevant chapters2 (1) Max. 10 A with VL103 short circuit bar, and max. 6.3 A with fuse

DESCRIZIONE DEL PRODOTTO

screw terminal block 1 level fuse-holder, 4 mm², beige