

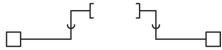


screw terminal block 1 level fuse-holder, 4 mm², beige

Series	SFR – CBF
Code	SF900
Type	SFR.4
HS code	85369010
Colour	Beige
TECHNICAL FEATURES	
Function/Type	Fuse-holder 5x20
Rated cross-section	4 mm ²
Connecting capacity	
Flexible wire	0.2-6 mm ²
Rigid wire	0.2-6 mm ²
Wire with ferrule - ferrule type	4 mm ² – WP40/16
Electrical characteristics according to IEC EN standard	
Maximum voltage AC/DC	800 V
Maximum current (rated cross-section)	6.3 A (20 A con CO/5) (1)
Caliber	A4
Electrical characteristics according to UL Standard	
Maximum voltage AC/DC	600 V
Maximum current (rated cross-section)	6.3 A
Section (min-max)	20-12 (AWG)
Tightening torque value (UL)	4.4 lb.in
Electrical characteristics according to ATEX directive and IEC Ex standard	
Rated impulse withstand voltage / pollution degree	6 kV / 3
Insulation stripping length	11 mm
Tightening torque value (nom. / max.)	0.5 / 1.2 Nm
Width (pitch)	8 mm
Length	52 mm
Height mounted on TH35-7.5/TH35-15/G32	52 / 60 / 56 mm
Insulation material temperature index (EN 60216-1)	130 °C
Plastic material	Polyamide UL94V-0
ACCESSORIES	
End section	
Grey	SFR.4/PT/GR (cod. SF701GR)
Blue	SFR.4/PT (Ex)i (cod. SF801)
Beige	SFR.4/PT (cod. SF701)
Thickness	1.5 mm
Cross-connection	
Model A)	-
Model B)	-
Rated current carrying capacity IEC/ATEX	-
Cross-connection identification strip	-
Coloured partition plate	DFU/3/R (cod. DU03R)
Cross-connection barrier	-
Test plug socket	-
Test plug	-
Marking	
Snap-on numbering strip	CNU/8/51 (cod. NU0851S) – CNU/10/61 (cod. NU1061S)
Single marking tag	-
Fuse type	5x20 mm (1)
Conductive element	CO/5 (cod. VL103)
Light alarm circuit (12...48 V)	-
Light alarm circuit (110...230 V)	CIL/115-230 (cod. SF510)
End bracket	
TH35 screw type	BT/3 (cod. BT003)
TH35 snap-fit type	BTO (cod. BT007)
TH35 and G32 snap-fit type	BTU (cod. BT005)
Mounting rail	
IEC 60715/TH35	PR/3/...
IEC 60715/G32	-
APPROVALS AND MARKINGS	

Type	SFR.4	CBF.4
Voltage (V)	250	250
Current (A)	6.3	6.3/10 max.
PROTECTION AGAINST OVERLOAD AND SHORT CIRCUIT		
Single configuration (In)	2.5W	2.5W
Composite configuration (In)	10.24W	10.24W
PROTECTION AGAINST SHORT CIRCUIT		
Single configuration (In)	0W	0W
Composite configuration (In)	15.24W	110W
Single configuration (In)	2.5W	2.5W
Composite configuration (In)	10.24W	10.24W



* Suitable for 5x20 mm fuses* Accessory with alarm LED, available separately* Can be use as disconnecter, using the accessory, to be inserted in place of the fuse
1 For more details on accessories, refer to the relevant chapters2 (1) 6.3 A with fuse or 20 A with CO/5

DESCRIZIONE DEL PRODOTTO

screw terminal block 1 level fuse-holder, 4 mm², beige